

Freelancer does not accept documents here with photo descriptions. That's why this document only is texted. I will explain later with screenshots in the freelancer chat.

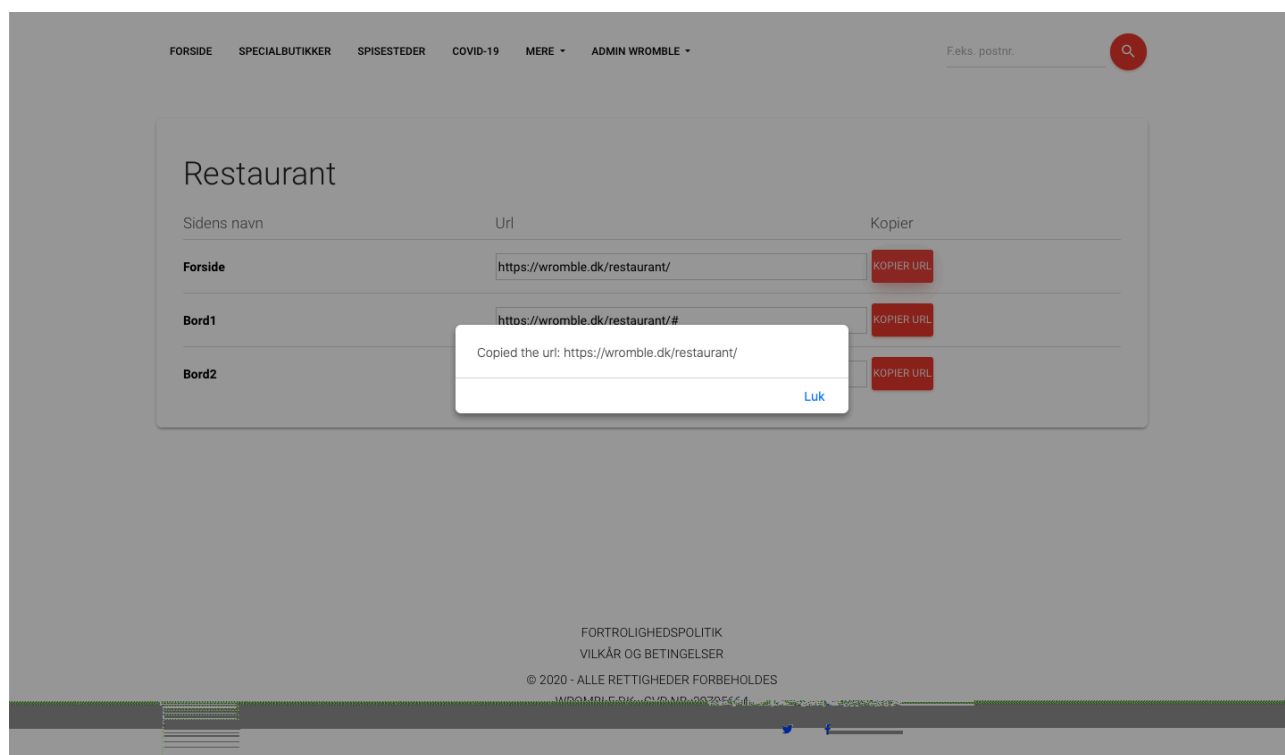
Webpages : Wromble.dk and Dateabus.com

1. By admin make sure the "QR" images works for the correct url. The restaurants has an uniq url for each table/frontpage created. Make sure all the urls is working correct.

Beside the "EKSPORT" button create one more button with text : "EKSPORTER ALLE"
Change the "EKSPORT" button text to "EKSPORTER".

By shops do the same but without table booking urls.

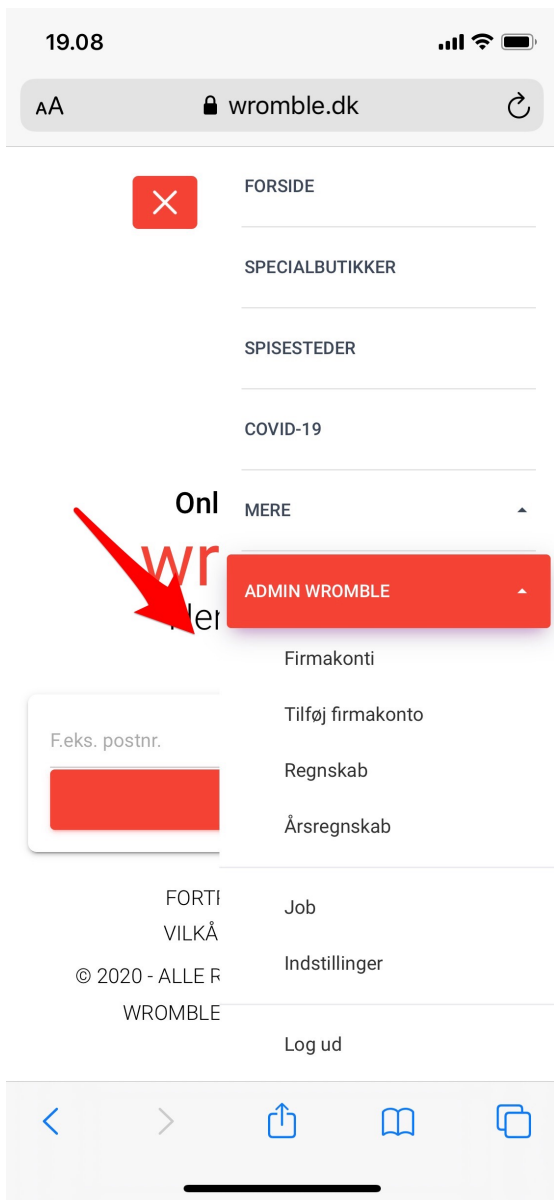
When clicking the dropdown menu the QR code should change to the correct QR code.
Use and translate english text to danish text like on the buttons and windows.





QR

Firmanavn	Side	QR
Dateabus	Forside	EKSPORT
Restaurant	Forside ✓ Bord1 Bord2	EKSPORT
Shop	Forside	EKSPORT



2.Redesign and fix the company/customer numbers In the pdf creator. (Design i will send you) Create a “Export” button which export the file to pdf format.



SØG

FORTROLIGHEDSPOLITIK
VILKÅR OG BETINGELSER

© 2020 - ALLE RETTIGHEDER FORBEHOLDES
WROMBLE.DK - CVR.NR.:39705664



https://wromble.dk/include/print_client.php?id=193

Here is the old design and it is not pdf, but look under, there is the new design. Put the information to the pdf document i will send you.

--	--	--



Dato: 23.08.2020

Kunde nr:
Kode:

19.09




AA

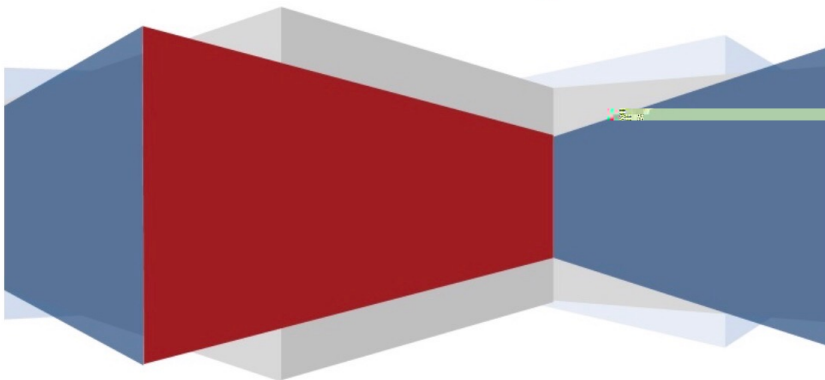
wromble.dk



Restaurant
Frederiksborgvej 98 4th
2400 KBH.NV



	<p>Marts 05</p> <h1>2020</h1>
<p>Få jeres helt egen Firmaside (Hjemmeside) Nemt & Bekvent!</p> <p>Serviceaftale SA150193 Kunde nr: 8363 Kode: 7362</p>	



Wromble.dk

Kære Virksomhed !



Firma ID	Firmanavn	Fakturaid	Kode	Adresse	Email
7363	Shop			7363 Frederiksborgvej 98 4th, 2400 KBH.NV	shop@wromble.dk
8363	Restaurant			7362 Frederiksborgvej 98 4th, 2400 KBH.NV	ronniemller@me.com
1001	Danskebus			1001 Frederiksborgvej 98 4th, 2400 KBH.NV	dansebus@wromble.dk

Oversigt

Søg efter firma:

Firma ID	Firmanavn	Oprettesdato	Slut	Status	Omryk ID
7363	Shop	02.07.2020	10.08.2021	aktiv	Omryk (The d.d.) / Omryk (The d.d.) / Aftryk / Aftryk
8363	Restaurant	01.07.2020	10.08.2021	aktiv	Omryk (The d.d.) / Omryk (The d.d.) / Aftryk / Aftryk

SOG

Dato: 23.08.2020

Kunde nr:
Kode:

Gyldighed : Dags dato og + 12 mdr.
~~Forfaldsdato for betaling: + 14 days.~~
 Konto nr: Reg nr:



Online Bestilling
wromble

See the expire date by example 29-08-21 And beside you see the start date 29-08-20.Put these in the pdf document.


Navigation menu: FORSIDE SPECIALBUTIKKER SPISESTEDER COVID-19 MERE ADMIN WROMBLE LIVE

Search: Feks. postnr. [Search icon]

Restaurant

Vælg en dato du vil resevere et bord til 1 personer.

Dato
31/08/2020

Time zvcvzslots 

- 10:00 AM-11:00 AM
- 11:00 AM-12:00 PM
- 12:00 PM-13:00 PM
- 13:00 PM-14:00 PM
- 14:00 PM-15:00 PM
- 15:00 PM-16:00 PM
- 16:00 PM-17:00 PM
- 17:00 PM-18:00 PM

Vælg bord:
Bord 1

FOOTER: FORTROLIGHEDSPOLITIK VILKÅR OG BETINGELSER

3. Here again you put danish "Tid" and if the danish clock is example 15.

4.If goes direct to the QR link, or manually to the table booking then make sure the correct time is highlighted by danish time, and if “out of time”, then put this text “ Restauranten har iøjeblikket lukket for bord bestilling. Kan evt. skyldes at Restauranten er lukket for idag!



Restaurant

Vælg en dato du vil resevere et bord til 1 personer.

Dato

05/08/2020

Time slots

- 10:00 AM-11:00 AM
- 11:00 AM-12:00 PM
- 12:00 PM-13:00 PM
- 13:00 PM-14:00 PM
- 14:00 PM-15:00 PM
- 15:00 PM-16:00 PM
- 16:00 PM-17:00 PM
- 17:00 PM-18:00 PM

Vælg bord:

Bord 1

BEKRÆFT

FORTROLIGHEDSPOLITIK

5.When goes to table booking there will appear a login box. After you have logged in, then put a box with yes and no. I will send you the text. If click YES then you have to create a new alarm, with new text. And replace some text in the mail. These things already exist so you only have to copy and put new text, and connect them to this “yes button”


The company can have more options turned on. If click yes on this box there should only appear text and picture which i send you. This is a new feature.

The YES button will also change some text on the last order page for restaurants.

If click the “No” button then nothing should change at all.

Put these buttons to Restaurants and Shops. But you have to change a word from restauranten to butikken!

In shops there are no table booking. But the shop will have options like deli-every and more. If customer goes direct to by the QR code, then add the yes and no check box here also but with different text. If click No then nothing will be changed, but if click yes, then on second page setup a new check box with different text. Actually same procedure like the restaurants, but different text.



FORTROLIGHEDSPOLITIK
VILKÅR OG BETINGELSER



6. Fix layout in mails which being sent now from dateabus.com. If there are 1-2 missing mails, then create them with text from me. It will need logo, text, and product specification which is maybe 50-80 percent done.



Kære "NAME HERE".

Vi takker for din reservation til "TUR TIL EN BERØMT... PUT TEXT HERE i alderen 55+" "PUT THE DATE HERE EX 15.6.2020 and put only one date here!"

Vi mødes kl. 13.30 ved DGI byen i København lige ud for svømmehallen.

Turen forventes at slutte samme dag kl 20.00 hvor man vil blive sat af ved DGI byen.

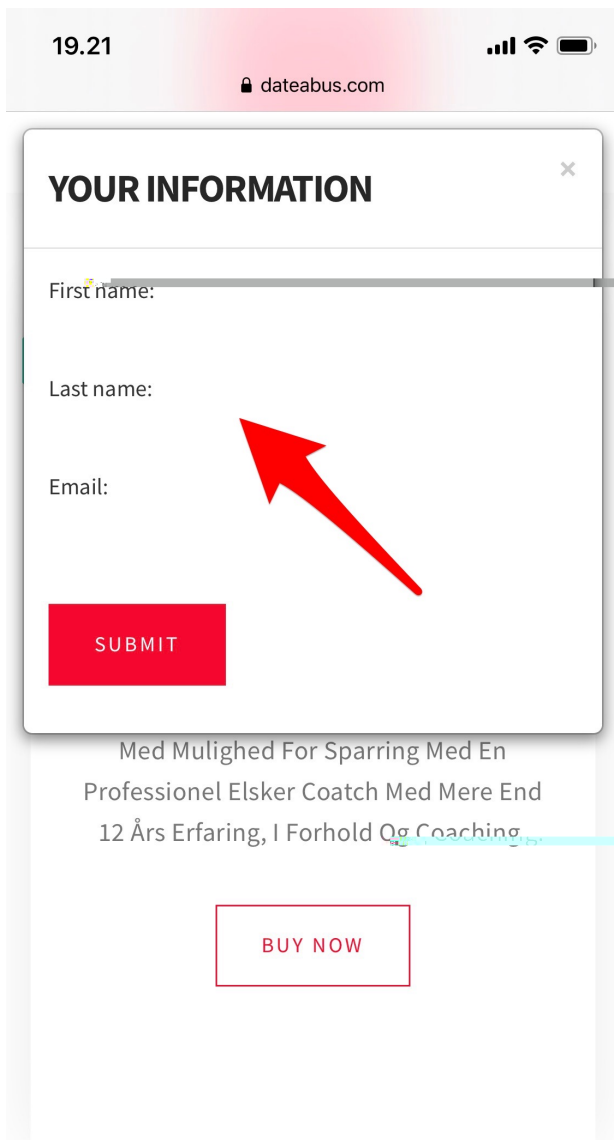
Med forudgående aftale med chaufføren kan det arrangeres at blive sat af et andet sted.

Vi glæder os rigtig meget til at møde dig sammen med alle vores andre singler ;)



Hilsen dateabus.com

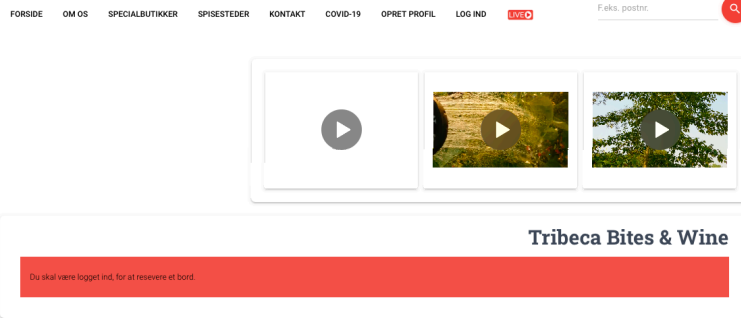
7. Put phone number in registration on dateabus.com and put this to the admin control-panel.



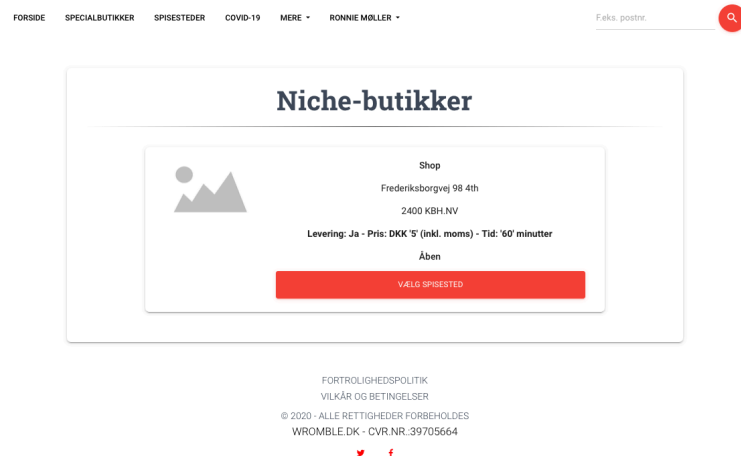
CONTACT

8. Make sure Live Cam will be hidden until the user has signed in example: https://wromble.dk/restaurant/?tableorder=yes&tableid=256&persons=1&status_msg=Ledigt the top menu is showing cams, should only be possible on the company site.


You can go to the company WITHOUT LOGIN. Then choose table booking and then click the live button. It shows wrong. Hide the button here, but only on this page until logged in!



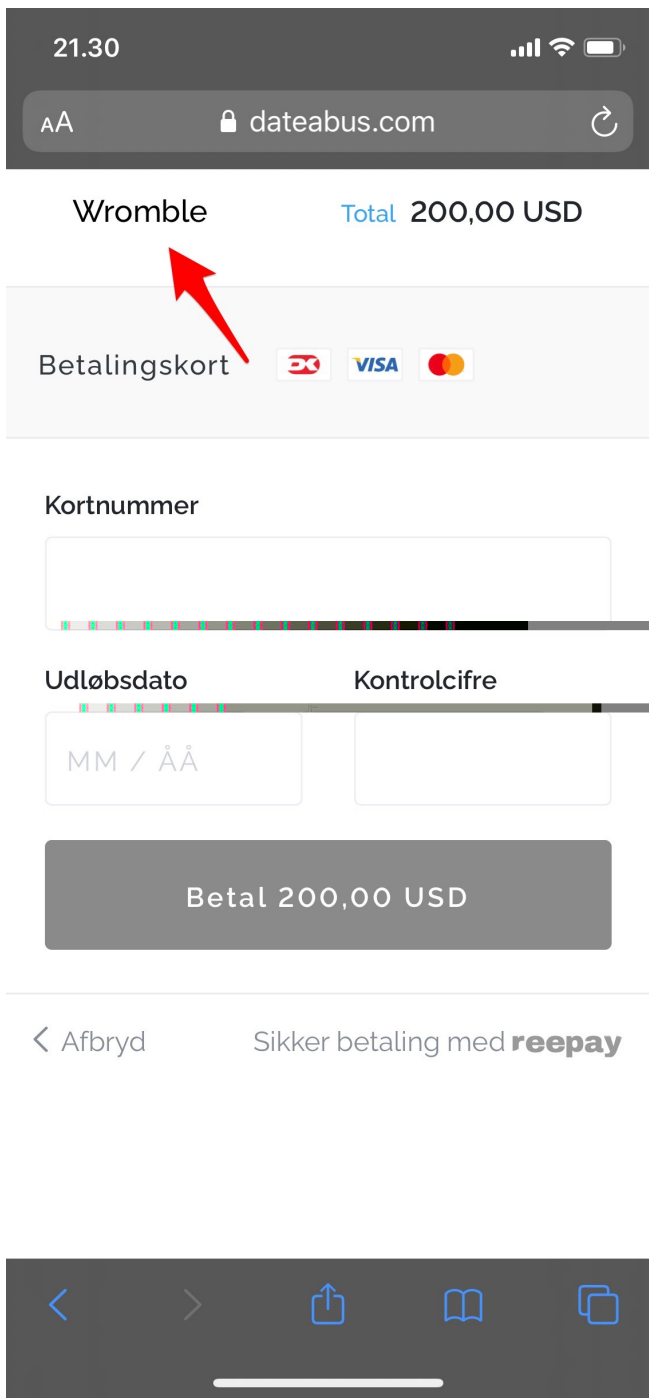
9. Fix design issues (Bottom with copyright have to be same places on all pages more down on desktop)



10. There is a little issue with one of the mails. It's empty. And text is wrong in topic.



11. Change the title in the payment to Dateabus and not Wromble.



12. Setup loading bar up to 100 percent when complete an order. First let the bar go to 0-50 percent after 5 min and complete the rest 50-100 percent when order is accepted with a timeline on 5 min. Normally there is a circle loading animation. Pls check why not working also.



Restaurant

Ordrebekræftelse

Vent venligst indtil firmaet acceptere din bestilling. (Kan tage op til et par minutter)

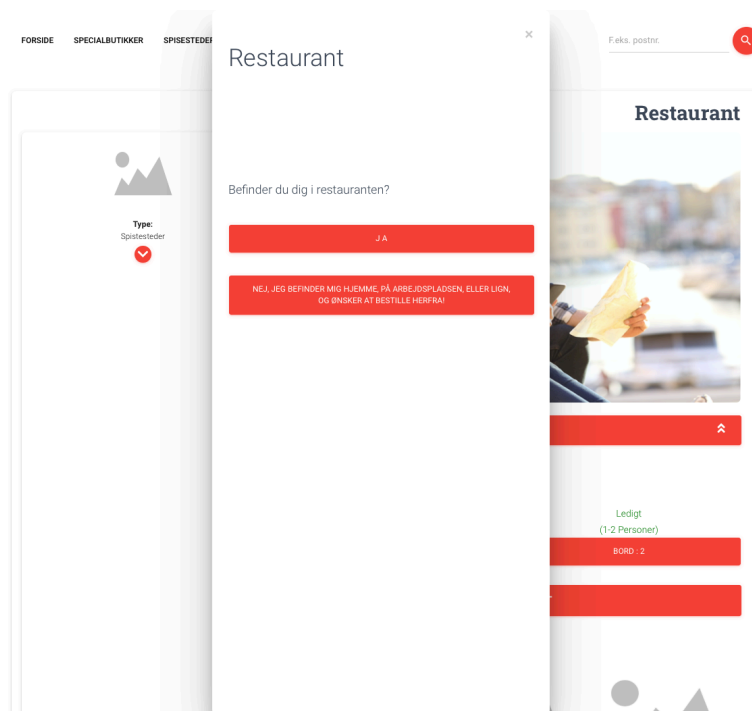
Din ordre er blevet sendt videre til Restaurant.

Order deatll id: 732

TIL SPISESTEDET



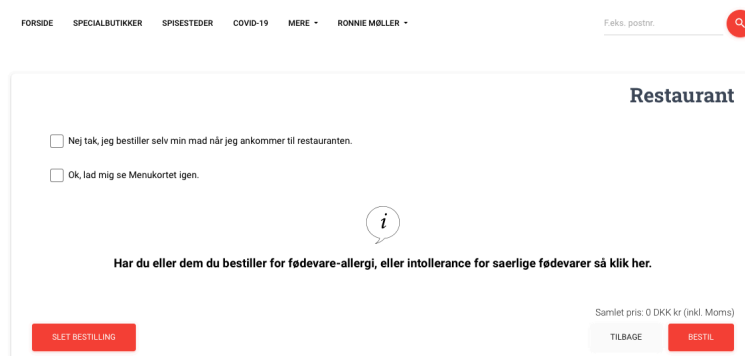
13. Make this window full screen, and be sure this window appear when goes to card by shops and restaurants also.

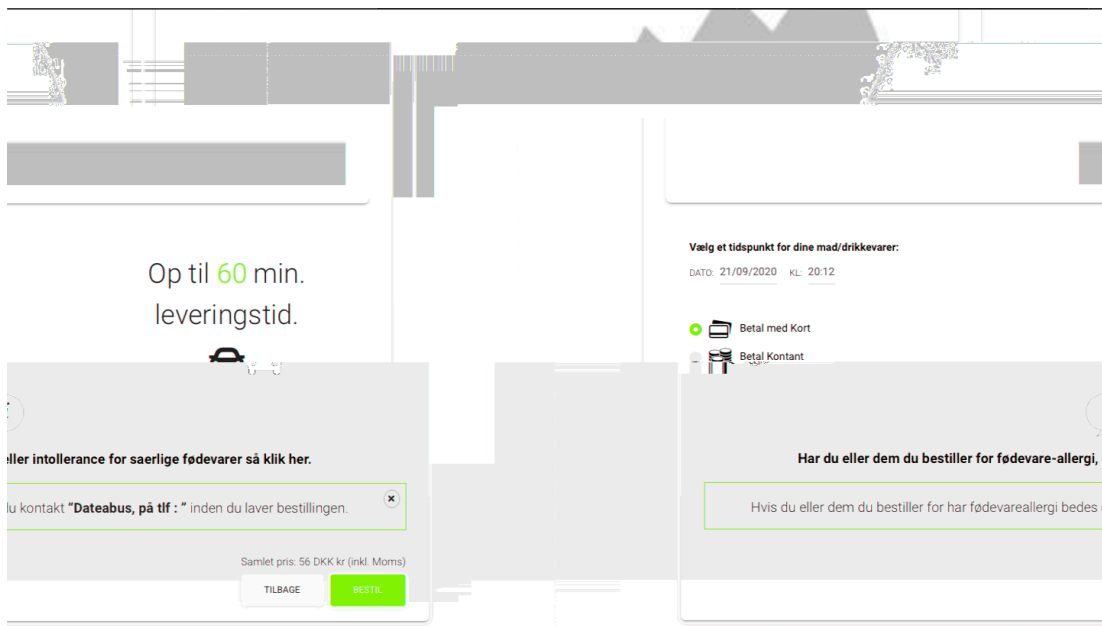


14. There is some text issues while going through this site :<https://wromble.dk/restaurant/?showmenu=yes&reservationen=no>


And when booking without choosing food.

The window with “JA” on the point 13. When click that button the button “ Nej tak, Jeg bestiller....” should not appear. Only if click “NEJ...” in point 13 picture, it should show this “Nej tak, Jeg...” Text.





15. Make sure the correct order with full description "Names, Adresses, Order info, Time" appear in the company calender. Put this order system in the shops also, without table info.

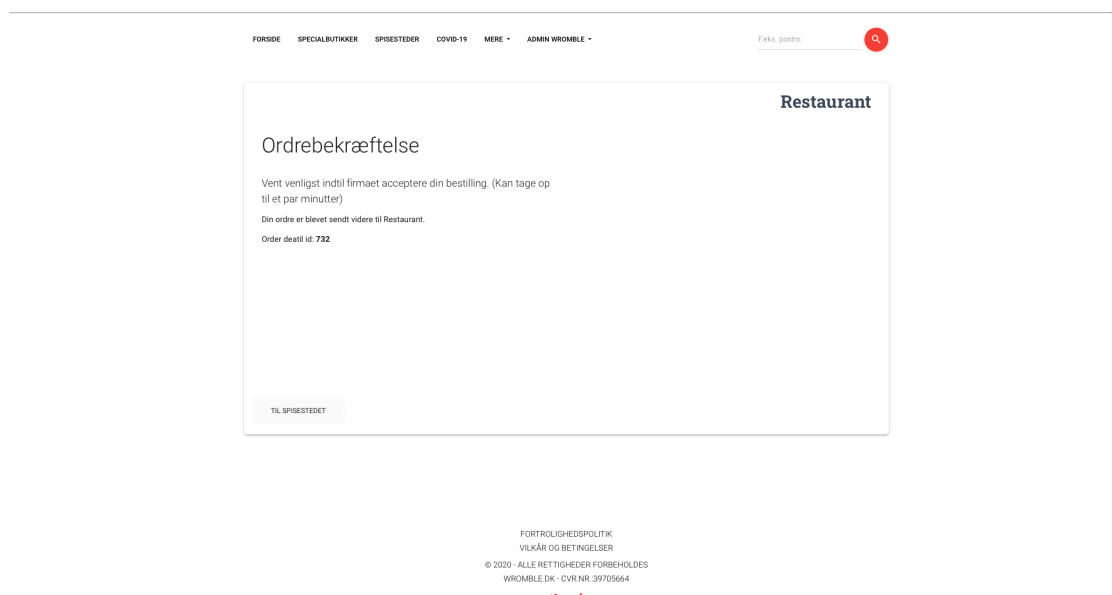


16. Check/Fix why im still getting spam mails from contact page.

17. The standard/no photo have to be another in better quality, and make sure the phone number appear in the button by the company.

18. Put this when click the “Shop company” Change the text from “Resauranten” to “Butikken” but only in the shops.
If click the “NEJ...” Button then let nothing change in the booking. But if click “JA..” button then

19. The “JA” And “NEJ” in the picture from point 13, if click yes by the shops or restaurants, then the text on payment site have to get some text added. The text should be “En tjener vil servere maden så snart så snart den er klar!” if click the “JA” button, in the restaurants.
If click the “JA” button by the shop then the this text shall be added “Dine varer er ved at blive pakket. Dit navn vil blive kaldt op i butikken!”



20. Change the blue color in the payment gateway. If not possible be ready to implement another gateway without other colors than the red in wromble.dk logo.